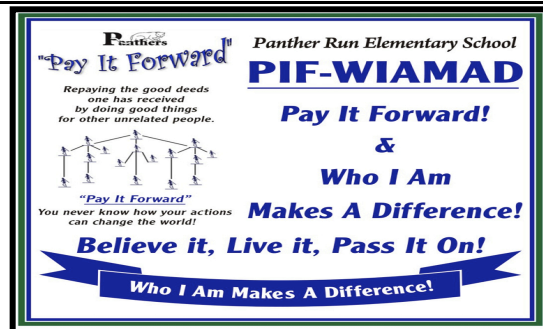


# Panther Run Elementary School

Elaine L. Saef, Principal  
801 NW 172<sup>nd</sup> Avenue  
Pembroke Pines, Florida 33029  
(754) 323-6850  
[www.pantherrun.com](http://www.pantherrun.com)

April 3, 2020



Dear Panther Run Families:

Congratulations we have all completed week 1 on our **Virtual Panther Run** digital journey together. **Teachers will continue their on-line digital classrooms with their students until May 1<sup>st</sup> or until we return to school.**

As we journey into the future with digital learning, our teachers have worked hard to set up their digital classes on-line for you. We are very excited that Virtual Panther Run has begun. Please be patient as we all learn and grow together in this new realm. In order for teachers to be able to get the information and lessons to their students, the children **MUST** log into their CANVAS accounts to participate in class. Parents you will need to know your students User ID and password. They know it and it's usually also written in their planners. If you have a question you can always e-mail your child's teacher or send a message to them through CANVAS. Please see the links below for these videos.

Most staff e-mail addresses follow this pattern:

[firstname.lastname@browardschools.com](mailto:firstname.lastname@browardschools.com)

For example:

[jane.dae@browardschools.com](mailto:jane.dae@browardschools.com)

If you have a teacher specific question on a CANVAS course for your child please contact your child's teacher via e-mail or the messaging system within CANVAS. Helpful videos for CANVAS are available on our website and Facebook page.

We will be communicating with you via ParentLink, the Panther Run Website, the Panther Run Facebook Page, through CANVAS, through your teachers and Dr. Chacona and I plan to keep in touch virtually as well with virtual "pop-ins" on classes to say hello to all of our students and families. Helpful links for all of those mentioned are below:

**Panther Run Website – Newsletter:**

[www.pantherrun.com/newsletter](http://www.pantherrun.com/newsletter)

**Panther Run Facebook Page:**

<https://www.facebook.com/pantherrunelem/>

**How to Access CANVAS Video - English**

<https://www.facebook.com/watch/?v=1244346085761651>

**How to Access CANVAS Video - Spanish**

<https://www.facebook.com/watch/?v=586996975554105>

**Getting-started-with-CANVAS-as-a-student:**

[https://community.canvaslms.com/docs/DOC-18585-getting-started-with-canvas-as-a-student?fbclid=IwAR1O\\_n46\\_AiGUPzVr6OsQZjIXiVfaQW7aL-f6gVwBdK74D6d6V6MBm1xwWI](https://community.canvaslms.com/docs/DOC-18585-getting-started-with-canvas-as-a-student?fbclid=IwAR1O_n46_AiGUPzVr6OsQZjIXiVfaQW7aL-f6gVwBdK74D6d6V6MBm1xwWI)

**Helpful video on how parents can contact teachers via CANVAS Sending the message:**

<https://www.facebook.com/pantherrunelem/videos/146178016748783/>

**Helpful video on how parents can contact teachers via CANVAS Received a message:**

<https://www.facebook.com/pantherrunelem/videos/804535030054591/>

**Panther Run Virtual School Hours for grade levels/teachers/classes/students:**

<http://pantherrun.com/Virtual%20Panther%20Run%20Hours.pdf>

**March 30, 2020 - We go online w/ Virtual Panther Run**

Students will report to class by signing into <http://sso.browardschools.com>

Thank you for your continued support and cooperation as we transition to the online learning experience of Virtual Panther Run. Please remember, this is new to all of us (Teachers, Students, families and all staff). There will be a learning curve and we will get better as we all learn and grow together. Stay safe and healthy. "See" you soon.

Sincerely,

Elaine L. Saef  
Principal

**Week of April 6 through May 1 - We continue online w/ Virtual Panther Run**

- Report to your classroom by clicking on the Canvas tile on your dashboard.
- Students will attend Core Subject classes with the same General Education or ESE teacher they already had.
- Students will find a separate Canvas course for their specials - Art, Music, Science Lab & PE - with the Special Area Teachers.
- You will find directions, including when your teacher will be online, in your "Canvas Classroom" and at <http://pantherrun.com/Virtual%20Panther%20Run%20Hours.pdf>
- While our schools may be shuttered, Learning Never Closes in Broward Schools. Students will be able to continue learning with their teacher and by using supplemental resources. Please go to [browardschools.com/learningnevercloses](http://browardschools.com/learningnevercloses) for more information. In addition to more materials for all students and additional resources for learning at specific grade levels, ESE, Bilingual/ESOL, and other communities will also be found.
- For students in Grades K-5, please visit [bit.ly/SupportingYoungLearners](https://browardschools.instructure.com/courses/627242)
- And for parents: <http://pantherrun.com/Parent%20Instructions%20for%20Distance%20Learning%20beginning%20on%20March%2030th.pdf>

## PANTHER PRINTS NEWSLETTER

April 6 – May 1, 2020

**Per the Governor's Order – ALL schools in Florida are currently closed through April 15<sup>th</sup> and will not open again until directed. The FSA and all standardized testing for this school year are cancelled.**

**Please stay safe and monitor the news for future updates and also visit [www.browardschools.com/coronavirus](http://www.browardschools.com/coronavirus).**

### How can I help my child with online learning?

1. **Find a good place to set up.** Work with your child to find a good place to do school work that is comfortable, free of distractions, like television and well lit. Younger children may prefer the kitchen or dining room table so that you are nearby for help and support.
2. **Choose a good time of day to do schoolwork.** If your young child is hungry or tired he or she will have a hard time concentrating on schoolwork. Take the time to plan out a schedule to find the best time to get the work done.
3. **Provide support and encouragement.** Your child may ask for help in completing his schoolwork. Help your child think through that tough math problem rather than doing it for him so he learns to work on his own. If your child is especially frustrated or having trouble concentrating, take a short break.

Home & School Connection: Resources for Educators, a division of CCH Incorporated • 128 N. Royal Avenue, Front Royal, VA 22630 • 540-636-4280 • © 2015 Resources for Educators, a division of CCH Incorporated



**SCHOOL BOARD**  
 DONNA P. KORN, *Chairperson*  
 DR. ROSALINE OSGOOD, *Vice Chairperson*  
 LORI ALHAEFF  
 ROBIN BARTLEMAN  
 HEATHER P. BRINKWORTH  
 PATRICIA GOOD  
 LAURIE RICH LEVINSON  
 ANN MURRAY  
 NORA RUPERT

Elaine L. Saef, *Principal*  
 Shannon Michael Chacona, *Assistant Principal*

## Panther Run Elementary School PANTHER PRINTS NEWSLETTER

### NEWS & INFORMATION at PRE

**Per the Governor's Order – ALL schools in Florida are currently closed through May 1, 2020 and will not open again until directed. The FSA and all standardized testing for this school year are cancelled.**

**Virtual Panther Run - Online learning continues. CONGRATULATIONS on completing our first week of Virtual Learning!!! We will learn and grow together on this journey. Keep going, don't give up and don't get frustrated. Reach out to your teacher for help.**

You can learn how to access CANVAS with your student with the video created by our Literacy Coach, Tania Pinto. We will be sharing news and information via our website and you can keep in touch by following us on Facebook at:

<https://www.facebook.com/pantherrunelem/>

Resources and important PRE information can be found at [www.pantherrun.com](http://www.pantherrun.com).

Please stay safe and monitor the news for future updates and also visit [www.browardschools.com/coronavirus](http://www.browardschools.com/coronavirus).

### Accessing CANVAS for Online Learning Videos

Thank you Mrs. Pinto, Literacy Coach, for creating these videos to help our students and parents access CANVAS for Online learning!!!

#### Video in English

<https://www.facebook.com/watch/?v=1244346085761651>

and

#### Video in Spanish

<https://www.facebook.com/pantherrunelem/videos/586996975554105/>

### Panther Run Yearbooks Are Still On Sale On-Line

The 2019-2020 Panther Run Elementary School Yearbook is for sale for \$35.00 and can be ordered online [commpe.pictavo.com](http://commpe.pictavo.com). Don't miss out on the memories!

## Important Dates at Panther Run

### THIS WEEK & THRU MAY AT PANTHER RUN

April 6 – May 1: Virtual Panther Run online learning continues.

Fri., April 10: Holiday. **SCHOOLS & DISTRICT OFFICES CLOSED - NO VIRTUAL SCHOOL – NO online school today.**




### UPCOMING EVENTS

Per the Governor's order, all schools are closed through May 1<sup>st</sup> and will not reopen until directed.

Students attend classes on-line through SSO &

### CANVAS



## Handling Your Kid's Disappointment When Everything Is Canceled

By Erinne Magee Published in the New York Times



School and events are shutting down, impacting children in unexpected ways. Here's how to deal with the letdown.

*As coronavirus continues to spread across the globe, we're working to answer the [questions on many parents' minds](#). This is a fast-moving situation, so some information may be outdated.*

When I told my 10-year-old daughter that her elementary school would be shutting down for two weeks, she didn't seem to mind. But after Lexi had time to process the news and realized a friend's birthday party, a dance competition and the "Jump Rope for Heart" fund-raiser at school were also looped into the cancellation list, I was met with tears and a string of questions, both of which caught me off-guard.

With the new coronavirus leading to school closures and event cancellations across the country, parents are getting mixed reactions from their kids that range from joy over extra time off to confusion and sadness over missing a highly anticipated event — and even fear of the unknown.

Whether they're forced to skip a musical performance, a tryout for a spring sport, a visit to their grandparents or a family vacation, simply telling children that disappointment is a part of life doesn't cut it. In fact, breaking this news may also spark anxiety in parents.

So how can parents help kids process their disappointment? I asked a few experts for their advice. First, check your own emotions.

"Fear can be contagious, so above all, parents need to monitor and manage their own worry, especially in front of their children," said Robin F. Goodman, Ph.D., a clinical psychologist and art therapist in New York City. "The good news is this also means that calm is contagious."

Regardless of a child's age, honesty is the best approach, but Gayle Cicero, Ed.D., a clinical assistant professor at the Loyola University Maryland School of Education, advised not using phrases that kids simply don't have the capacity to understand. "Terms like 'the right thing to do' or 'think about the elderly' or 'for the greater good' are hard to grasp when, developmentally, kids are in a stage when their worldview centers around them, their family, and perhaps their neighborhood and friends," Dr. Cicero said.



When breaking the news of cancellations, parents should focus on validating their children's emotions, whether that is disappointment or fear or something in between, said Dr. Neha Chaudhary, M.D., child and adolescent psychiatrist at Harvard Medical School and Massachusetts General Hospital.

"Kids often gain comfort in knowing that they are not alone," Dr. Chaudhary said. "It may help for parents to say that a lot of kids are feeling the same way and even admit that they are a little worried, too. At the end of the day, the most important thing that parents can do is to send their kid the message that it's OK for them to feel what they are feeling. These are the interactions that help a child feel seen."

Naming your child's emotion (for example, saying, "That must be so disappointing") helps them begin to realize what they are feeling, said Leighanne Scheuermann, an educator based in Dallas. "In the long term, your child is more likely to remember how you respond to their emotions and also will recognize the efforts you made to make the situation better for them," Scheuermann said.

Disappointment can be linked to a feeling of loss of control in children, said Roseann Capanna-Hodge, Ed.D., a psychologist and pediatric mental health specialist psychologist in Connecticut. "When you have to talk about canceled events that kids were looking forward to, think about it as a learning opportunity to manage disappointment," Dr. Capanna-Hodge said. "We often are so worried that our kids will get upset when we should be thinking: 'What can my child learn here? Can they learn about managing stress and feeling upset?'"

When Rachel Engel's 8-year-old daughter, Sydney, found out that her dad, currently mid-tour in South Korea with the Air Force, had to cancel his trip home to Kansas last week, she was confused. The family had been building a chain out of colorful construction paper to count down the days until his visit, and Sydney threw the remaining links into the trash after hearing her dad wouldn't be coming home. Engel noted after they talked through her daughter's disappointment, Sydney felt better and went to her dance class later that day.

It helps just to be a listening ear so your child can freely vent her frustration. Of course, as parents, there is an urge to swoop in and wipe out disappointment. But, Dr. Cicero said, parents can actually get in the way of a child's development when they do this. "Plus, there's something so therapeutic about a person willing to hear you out and just be with you," she added.

When a child's emotions are really starting to disrupt his usual disposition or he seems stuck in a funk, it's probably time for some direction from you.

A fun technique to distract younger kids, said Alexandra Friedmann Finkel, L.C.S.W., a licensed clinical social worker and therapist in New York, is a color game. Have your child choose a color and look around the room to point out everything he can see in that color. "This can help a child break the worry spiral and calm the body and mind," Finkel said.

Once your child is in a good place emotionally, don't make any promises about rescheduling events or making up for lost time, Dr. Goodman said. Instead, she advised focusing on what you can do now for enjoyment or to support your community.

For example, rather than the planned movie party with friends that Suzanne Cope's son, Rocco, of New York, was looking forward to, they improvised and celebrated his seventh birthday at a park by flying kites and riding bikes with one other family.

If your child is upset about missing the chance to star in a play, ask if she wants to put on a play with stuffed animals, Scheuermann suggested. Can you FaceTime Grandma for her birthday or support a local business by having a cake sent to her? If a vacation has been canceled, have the kids create a poster board of activities they wanted to do on that trip. Essentially, find a way to modify the missed activity so it can be creatively executed at home.

In tackling school closures, a routine is crucial, whether the teachers sent home a lesson plan or not. "Just by putting a routine in place can help alleviate stress for children and their parents," Dr. Capanna-Hodge said. "Create a homeschooling schedule and go over it every morning with your children and teens. Make sure to have consistency in your day-to-day and incorporate breaks, exercise and snack time." Keep a physical copy of the schedule your child can look at, too.

Since research shows that those with a positive outlook can manage stress better and actually live longer, this is a time to help foster resilience in children, Dr. Capanna-Hodge said. "While some kids have a glass-half-full outlook naturally, others need to develop that over time, and these kinds of disappointments are great opportunities to do that."

A version of this article appears in print on **March 21, 2020**, Section A, Page 3 of the New York edition with the headline: Here to Help; Handling Your Kid's Disappointment When Everything is Canceled.



# Panther Run Elementary



## Virtual Learning Grade Level Teacher Schedules

*Grade level virtual education times for Panther Run Elementary teachers to be available on school days for students are:*

**5<sup>th</sup> Grade**  
**4<sup>th</sup> Grade**  
**3<sup>rd</sup> Grade**  
**2<sup>nd</sup> Grade**  
**1<sup>st</sup> Grade**  
**Kindergarten**  
**A-Team**

**VE**  
**Pimentel**  
**Gabano**

**SLPs**  
**Hennessy**  
**van Boom**  
**DeCastro**

**Specials**  
**Jasso MUSIC/PE**  
**Garcia SCIENCE/PE**  
**Liriano ART/PE**



**9:00 a.m. through 12:00 p.m.**  
**8:00 a.m. through 11:00 a.m.**  
**9:00 a.m. through 12:00 p.m.**  
**9:00 a.m. through 12:00 p.m.**  
**9:00 a.m. through 12:00 p.m.**  
**9:00 a.m. through 12:00 p.m.**  
**8:30 a.m. through 11:30 a.m.**

**8:00 a.m. through 11:00 a.m.**  
**8:00 a.m. through 11:00 a.m.**

**8:00 a.m. through 11:00 a.m.**  
**9:00 a.m. through 12:00 p.m.**  
**9:00 a.m. through 12:00 p.m.**

**8:00 a.m. through 11:00 a.m.**  
**8:30 a.m. through 11:30 a.m.**  
**9:00 a.m. through 12:00 p.m.**



# Clever



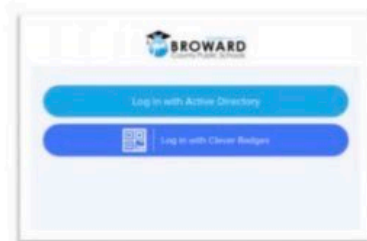
## Student Single Sign-On Instructions

A single login for all of your online learning programs.

**Attention Students:** Clever is the same Single Sign-on solution already used for over 40 different student applications. Now, it is easy to get all your learning programs from one "Launch Pad."

### How do I login to Clever?

- 1) **On January 7, 2019, Go to** <http://sso.browardschools.com> where you will be taken to the new Clever login page to the right. Click on "Log in With Active Directory".
- 2) Now you will be taken to the Active Directory login page shown to the right. This is the same sign on page that you have been using for Office365, Pinnacle, Canvas, and Clever.
- 3) **Your Username:** is your Student 06 number
- 4) **Your Password:** Use your Active Directory password. **(HAS NOT CHANGED)**
- 5) The image to the right is a before & after screenshot of the old and NEW Clever Launchpad.
- 6) **For support:** Contact your teacher who will work with the technology liaison at your school to get you the help you need!



On the Active Directory Login page, usernames **no longer** need the @my.browardschools.com suffix.

**This is the same password you use to login into SSO and your Windows computer.**





## **SCIENCE ALIVE! IS COMING BACK** **ON BECON TV**

*Science Alive is a wonderful, fun and educational science resource for our families. Science Alive is a TV program with hands-on science lessons for elementary children. It targets grades 3-5, but most of the programs apply K-5.*

*Dr. Laura Saef (Principal Saef's big sister), created a science TV show for children years ago when she worked in the Broward Schools District Elementary Science Dept.*

*Dr. Saef created and starred a Science TV show called Science Alive. Broward Schools TV Network, BECON, is bringing it back!*

***Beginning Monday, March 30th, Science Alive will air on Mondays and Fridays at 11:00 AM.***

***Tune in to:***

***Channel 19 and 488 on Comcast***

***WBEC-TV Channel 63 over the air and on Uverse***



*Dr. Laura Saef*





## ON-LINE RESOURCES FOR STUDENTS K - 5

<http://pantherrun.com/OPTIONAL%20ACADEMIC%20At%20home%20work%20on-line.pdf>

As you are aware ALL Broward County Schools are closed this week, March 16<sup>th</sup> – 20<sup>th</sup> due to the COVID-19. No staff is working at PRE. March 23<sup>rd</sup> through 27<sup>th</sup> is Spring Break and Panther Run is also closed. In an effort to support and help our parents and student who are interested we have assigned lessons in i-Ready for students to OPTIONALLY complete while at home during this time off. Many resources are also available on our website in the "Kids Zone" section at <http://pantherrun.com/kidszone.html>

Single Sign ON (SSO) info is attached.

1. i-Ready At Home Lessons K – 5: FREE

Students are able to follow their regular i-Ready individual paths, but we have also assigned lessons specific to areas in need of development based on the FSA Practice assessments give in grades 3, 4 & 5 last week, current BAS data, and formative assessments student have taken recently. Students are able to log into their own i-Ready account from their home devices utilizing their SSO student log in. Please see below for grade level information:

- **Kindergarten: individual student paths and some sight word practice**
- **1<sup>st</sup> Grade: individual student paths and comprehension**
- **2<sup>nd</sup> Grade: individual student paths and comprehension**
- **3<sup>rd</sup> Grade: individual student paths and standards reinforcement for ELA & Math**
- **4<sup>th</sup> Grade: individual student paths and standards reinforcement for ELA & Math**
- **5<sup>th</sup> Grade: individual student paths and standards reinforcement for ELA & Math**

2. Go Math Personal Math Trainer – see attached directions

3. FLDOE Just Read Families!: Activities For Kids

<http://www.fldoe.org/academics/standards/just-read-fl/families/activities-for-kids.stml>

4. Scholastic: Day-by-day projects to keep kids reading, thinking, and growing. FREE  
Even when schools are closed, you can keep the learning going with these special cross-curricular journeys. Every day includes four separate learning experiences, each built around a thrilling, meaningful story or video. Kids can do them on their own, with their families, or with their teachers. Just find your grade level and let the learning begin!

<http://teacher.scholastic.com/education/>

5. Khan Academy: Lessons/schedule ideas for Kindergarten through 5<sup>th</sup> Graders FREE

<https://learn.khanacademy.org/khan-academy-kids/>

<https://docs.google.com/document/d/e/2PACX-1vSZhOdEPAWjUQpqDkVAIjrFwxxZ9Sa6zGOq0CNRms6Z7DZNq-tQWS3OhuVCUbh-P-WmksHAzbsrk9d/pub>



		SAMPLE HOME SCHOOL DAY IDEAS			
Math		Reading	Science	Social Studies	
<a href="#">Create a board game with math skill questions GAME LINK</a>		Create a journal log of each chapter	<a href="#">Put out a slice of bread and track what happens over the break in a journal</a>	Identify Community Helpers and how they support us during this time	
<a href="#">Play FOUR consecutive days of Prodigy, iReady, or Reflex Math</a>		Draw an illustration of the main character and list 3 characteristics of them.	<a href="#">Take a virtual tour of a museum of interest</a>	Write a log of your daily activities for others to see	
Create a number flipbook of 10 shapes in your house and classify them by their attributes		Read for FIVE consecutive days for at least 20 minutes	<a href="#">Create a RUBE GOLDBERG project and film it (tweet it out)</a>	Research a famous person in history and learn about them	
Create a daily schedule and figure out the elapsed time for each task		Create a movie poster detailing the book	<a href="#">Make a 3D robot out of household items</a>	write a letter to a community helper thanking them for their service in this time of need (look up a local department and	
Measure objects in your house and put them on a graph		Write an alternate ending to the book you just read	<a href="#">Go on www.code.org and learn to code</a>	Get back to board games and play family activities	
<a href="#">Create an animal using 2D shapes</a>		Read TWO stories and compare and contrast the two characters	<a href="#">Research an at home STEM project and video the process</a>	Find a state you want to visit. Research and figure out the cost to visit. What would you want to do there?	
<b>At Home SAMPLE Daily Schedule</b>					
<b>Before 8:00 AM</b>		<b>Wake Up (Eat breakfast, dressed</b>			
<b>8:00 - 8:30</b>		<b>Morning Exercise (Walk, Yoga,</b>			
<b>8:30 - 12:00</b>		<b>Academic Time NO ELECTRONICS Teachers will have scheduled times on-line on school days</b>			
<b>12:00 - 12:30</b>		<b>LUNCH TIME</b>			
<b>12:30 - 1:00</b>		<b>CHORE TIME (Help around the</b>			
<b>1:00 - 1:30</b>		<b>Quiet time (Read, finish creativity</b>			
<b>1:30 - 3:00</b>		<b>Creativity Time (Drawing, Legos,</b>			
<b>3:00 - 4:00</b>		<b>PLAY TIME (Go Noodle, outside pl</b>			

# STEM at HOME

## Read a Book

What was the problem in the story?  
Build something to help solve the problem.

## Create a Game

Use recyclables to design your own game. Create rules for your game and teach your family how to play.

## Design a Futuristic Phone

Create a blueprint of a futuristic phone design. What can your phone do?

## Draw a Map of your Home

Label each room in your house. Measure the length and width of each room and add them to your map.

## Make a Boat

Build a boat out of tin foil. Set your boat in a tub of water and see how much weight it can hold.

## Create a Dance

Come up with dance moves to your favorite song. Record your dance.

## Create a Kite

Use materials that you have at home to design a kite. Does your kite fly?

## Build a Catapult

Use popsicle sticks, a spoon, and rubber bands to design a catapult. How far can your catapult launch an object?

## Design an Amusement Park

Use paper, scissors and tape to design a new amusement park.

## Build a Bridge

Use materials you have at home to build a bridge. How tall is your bridge? How much weight can it hold?

## Create a Bird House

Use recyclables and tape or glue to design a bird house.

## Design a Pair of Glasses

Use materials you have at home to design a stylish pair of glasses.

This week I did \_\_\_\_\_ activities!

## ON-LINE RESOURCES FOR STUDENTS K - 5

BCPS Learning Never Closes

<https://www.browardschools.com/learningnevercloses>

---

- Continuing Education Opportunities for Students

Broward County Public Schools (BCPS) is committed to supporting students and families in making sure that learning never closes. When the school buildings are closed for any reason (vacation, weekends, or even unexpected closures), BCPS encourages families and caregivers to have students engage in academic activities. As such, the following options ensure that in Broward County, learning is continuous.

Each student in BCPS has a suite of grade level appropriate academic tools available to them around the clock, every day of the year. Access to adopted textbooks, Canvas learning management system and dozens of other resources are available through this Clever portal. Students can access their suite of resources via the [Single-Sign-On Clever LaunchPad](#). Some of the resources may require the teacher to provide access before the student can initiate the activities.

In the event of school closures, students will be able to continue learning in a variety of ways. To ensure access to educational resources, families should take the following actions now:

- Update your contact information. Emergency Contact Forms: [English](#) | [Spanish](#) | [Haitian Creole](#) | [Portuguese](#) can be downloaded by clicking on the desired language. The completed form should be returned to your child's school.
- Make sure you know and have securely stored your student's BCPS "Log In" information to access the [Single Sign-On Clever LaunchPad](#). This is the BCPS student # and their password. For grades K-2, the password is the student's PIN. Students should practice logging in from home regularly to ensure they can access digital resources including textbooks, Canvas learning management system, Newsela, Khan Academy, and other provisioned applications.
- Familiarize yourself with open Canvas courses.
- **For students in Grades K-5:** Parents should access the Supporting Young Learners open Canvas course at <http://bit.ly/SupportingYoungLearners>. This course provides guidance and resources related to English Language Arts/Literacy, Math, Science, Social Studies, and Social Emotional Learning to help ensure your child continues to be successful in school.
- **For students in Grades 6-12:** Parents should access the Supporting Secondary Learners open Canvas course at <http://bit.ly/SupportingSecondaryLearners>. This course provides guidance and resources related to English Language Arts, Math, Science, Social Studies, and Social Emotional Learning to help ensure your child continues to be successful in school.
- Download your free copy of Microsoft Office Suite from <https://www.browardschools.com/Page/38732>



Students & Teachers may access their i-Ready account from their home devices using their school i-Ready login.


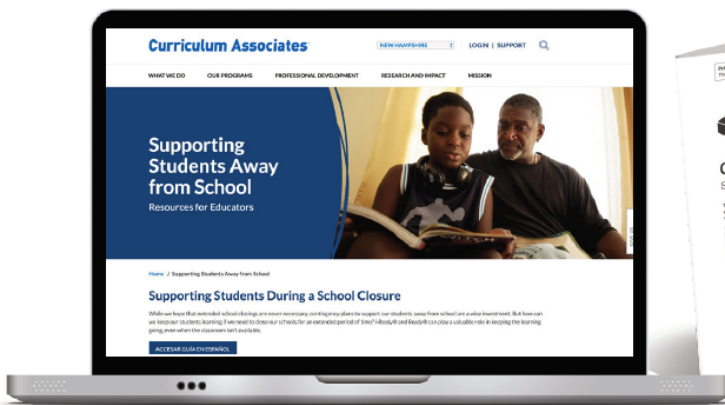
Parents - as you are aware school is closed for the next 2 weeks March 16th through 30th. If you are looking for academic activities to do with your children while they are home, i-Ready At Home just launched! Students may log in on their home devices (this is OPTIONAL and NOT mandatory) and work on i-Ready. There are also downloadable packets and activities available for students and parents .

# Supporting Students Away from School

Guidance from Curriculum Associates, makers of *i-Ready*, *Ready® Mathematics*, and *Ready Classroom Mathematics*

“While we hope that extended school closings are never necessary, contingency plans to support our students away from school are a wise investment. But how can we keep our students learning if we need to close our schools for an extended period of time? *i-Ready* and *Ready* can play a valuable role in keeping the learning going, even when the classroom isn’t available.” — Curriculum Associates

Visit [i-Ready.com/AtHome](https://www.i-ready.com/AtHome)



Also available in Spanish!

✓ **Printable At-Home Activity Packs (Grades K–8, Mathematics and Reading, English and Spanish)**

Printable At-Home Activity Packs are designed to provide students with valuable self-directed exercises and practice during extended absences from school. Each pack is designed to reinforce key concepts for a given grade.

✓ ***i-Ready Personalized Instruction: Guidance for Educators***

Suggested steps with corresponding guidance and tools to help you prepare to use *i-Ready Personalized Instruction* during an extended school closing

- New to using *i-Ready Personalized Instruction* or need a refresher? **Visit [i-Ready.com/GetStarted](https://www.i-ready.com/GetStarted).**

✓ ***i-Ready Personalized Instruction: Guidance for Families (English and Spanish)***

Family-friendly guidance for using *i-Ready Personalized Instruction* at home, including resources and tips for preparation

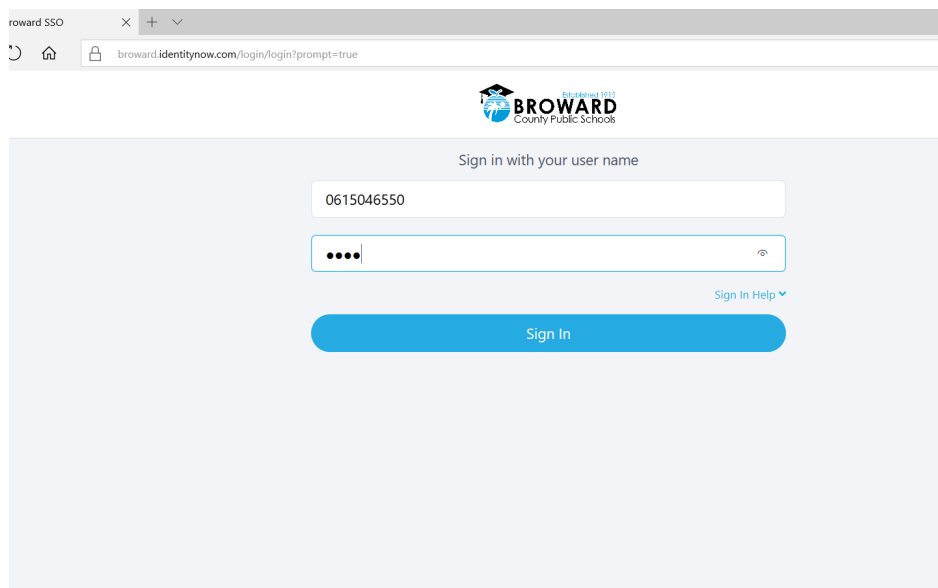
✓ ***Ready Mathematics and Ready Classroom Mathematics***

Resources for *Ready Mathematics* and *Ready Classroom Mathematics* users, including guidance for educators and families

# ACCESSING SSO AND ONLINE EDUCATION PROGRAMS

## Two ways to access SSO and online education programs:

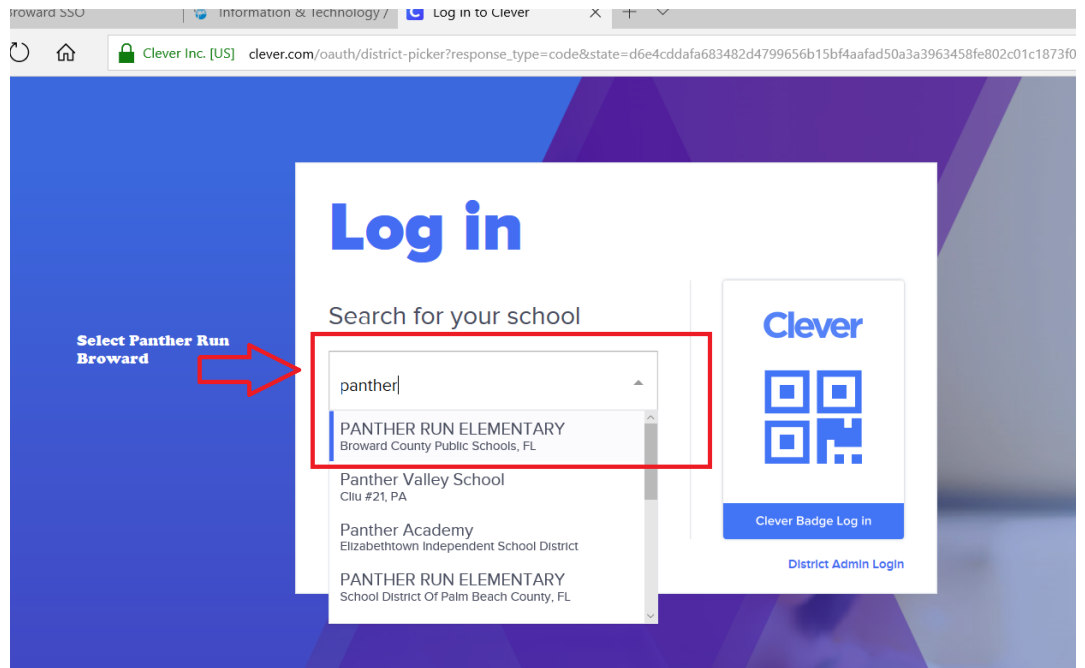
1. [www.broward.identitynow.com](http://www.broward.identitynow.com)
  - a. Enter your child's 06##### number
  - b. Password 3571 for students in Kindergarten to second grade. (Note: If your child is new to PRE, the password may be their birthday in this format: PMM/DD/YYYY, i.e. P10/02/2018.) For students in grade 3<sup>rd</sup> through 5<sup>th</sup> the birthday format applies.



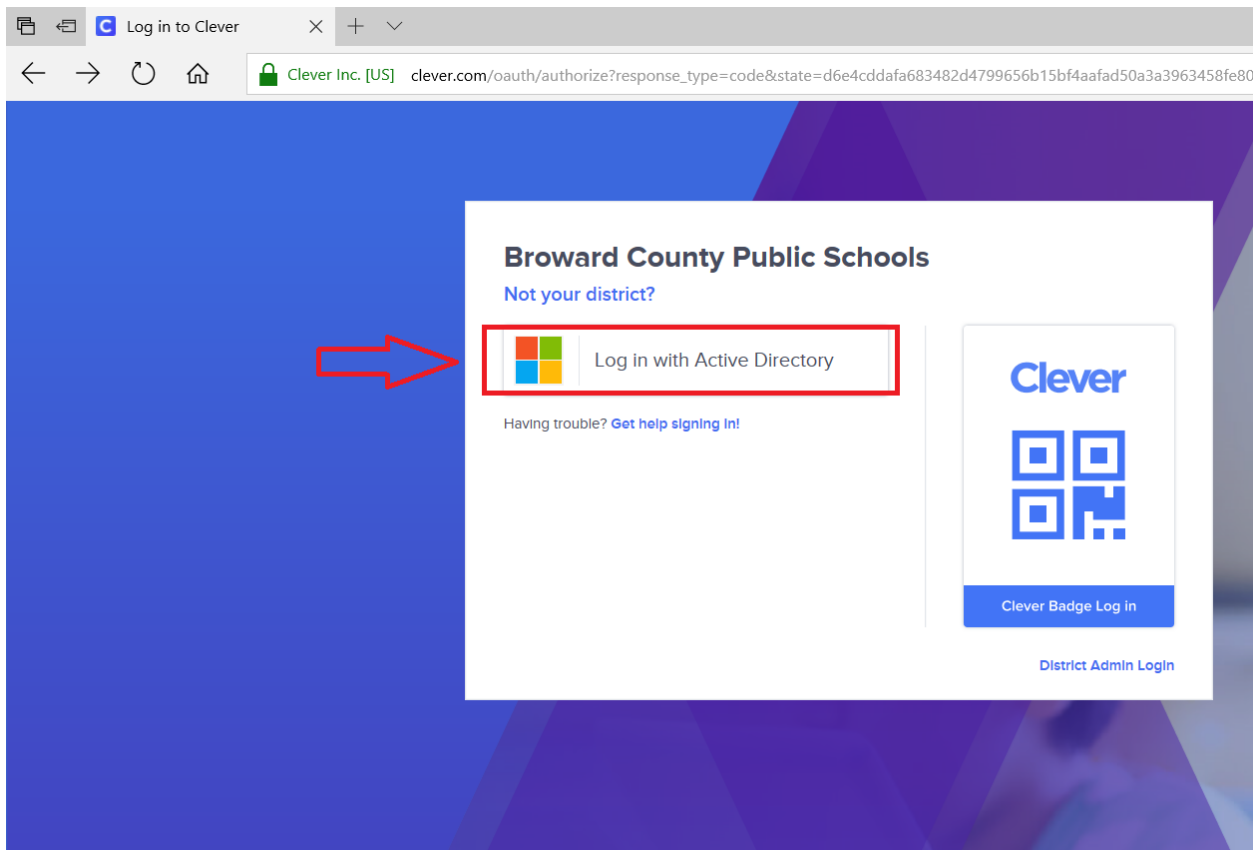
The screenshot shows a web browser window with the address bar displaying "broward.identitynow.com/login/login?prompt=true". The page features the Broward County Public Schools logo at the top center. Below the logo, the text "Sign in with your user name" is displayed. There are two input fields: the first contains the number "0615046550", and the second contains a masked password "....." with a visibility toggle icon. A "Sign In Help" link is located to the right of the password field. A large blue "Sign In" button is positioned below the input fields.

2. Go through CLEVER: [https://clever.com/oauth/district-picker?response\\_type=code&state=d6e4cddafa683482d4799656b15bf4aafad50a3a3963458fe802c01c1873f0db&redirect\\_uri=https%3A%2F%2Fclever.com%2Fin%2Fauth\\_callback&client\\_id=4c63c1cf623dce82caac&confirmed=true&channel=clever](https://clever.com/oauth/district-picker?response_type=code&state=d6e4cddafa683482d4799656b15bf4aafad50a3a3963458fe802c01c1873f0db&redirect_uri=https%3A%2F%2Fclever.com%2Fin%2Fauth_callback&client_id=4c63c1cf623dce82caac&confirmed=true&channel=clever)





The next screen will look like this:



Click on Log In with Active Directory.

The next page will look like this:

Sign in with your organizational account

06#####@my.browardschools.com

Sign in

**Students**  
If you are a student your login name should be in the **username@my.browardschools.com** format. If you have forgotten your password, please contact your teacher.

**Staff**  
If you are staff your login name should be in the **username@browardschools.com** format. If you have forgotten your password, please contact your tech.


- a. Log In Credentials:
  - i. Username: [06#####@my.browardschools.com](mailto:06#####@my.browardschools.com) (Please note that for CLEVER log in, you must enter @my.browardschools.com after that P#)
  - ii. Password: 3571
- b. Once in CLEVER, you can access i-Ready and other programs.

---

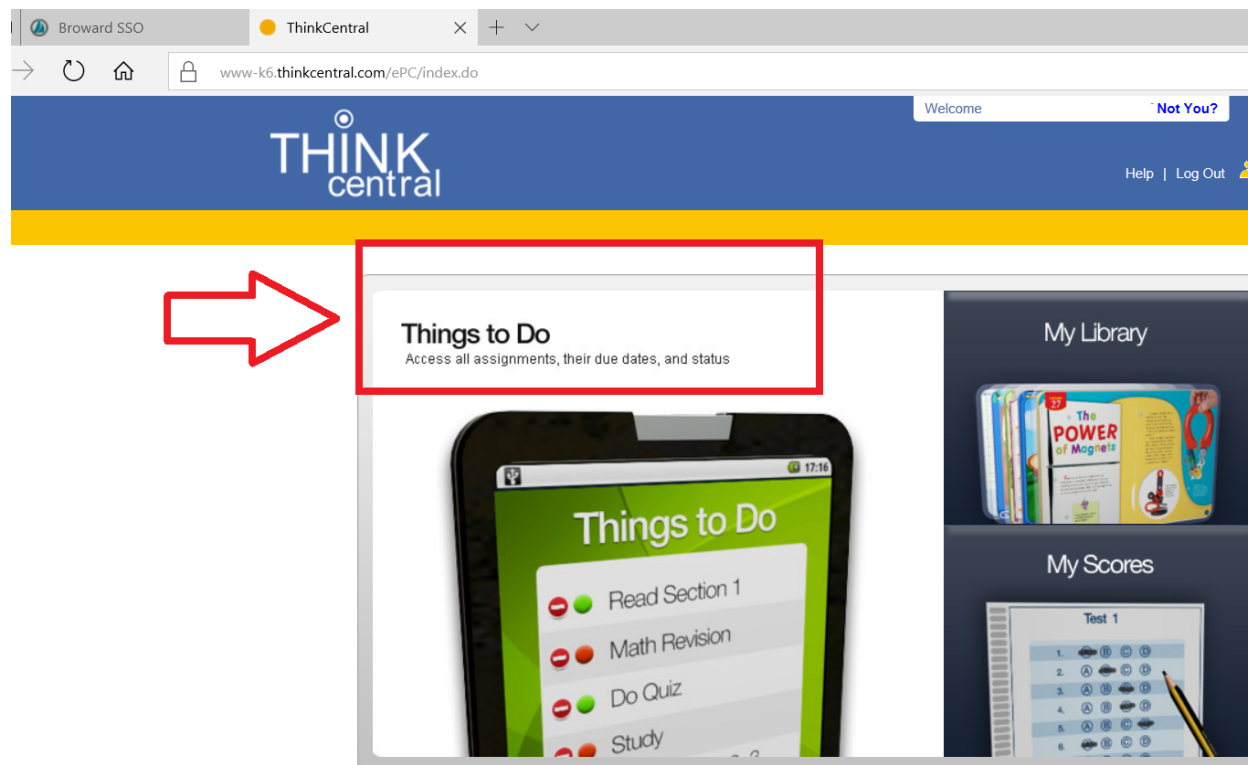
## ACCESSING THINK CENTRAL

Think Central gives students access to textbooks, lessons, and assignments.

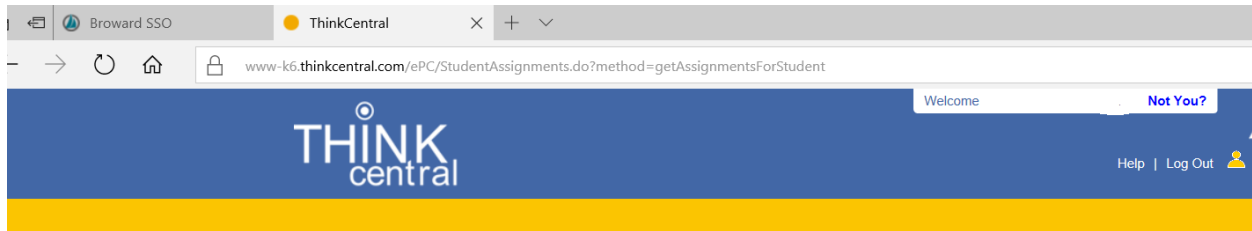
The only way to access this is from SSO main page:



Click on Think Central.



Click on **THINGS TO DO**.




Assignments will appear here. Once they are completed they will not appear here. Students will regularly assigned tasks that align to our in class lessons.

Assignment	Teacher	Subject	Due Date
<b>HMH ONE Assessments</b>			
<a href="#">Lesson 2.3</a>	MIKKELSEN	Mathematics	Oct. 09, 2018
<a href="#">Lesson 2.1</a>	MIKKELSEN	Mathematics	Nov. 02, 2018
<a href="#">Lesson 2.2</a>	MIKKELSEN	Mathematics	Nov. 30, 2018
<a href="#">Chapter 2 Post Test</a>	MIKKELSEN	Mathematics	Dec. 27, 2018
<a href="#">Chapter 2 Pre Test</a>	MIKKELSEN	Mathematics	Dec. 27, 2018
<a href="#">Lesson 2.11</a>	MIKKELSEN	Mathematics	Dec. 27, 2018

Old Assignments

## ACCESSING iREADY

Log into SSO. Then click iReady:



You may be rerouted to Clever:

a. Log In Credentials:

- i. Username: [06#####@my.browardschools.com](#) (Please note that for CLEVER log in, you must enter **@my.browardschools.com** after that P#)
- ii. Password: 3571

Follow prompts. Students will be required to completed initial assessments in reading and math. Afterwards lessons will be assigned automatically, based on their assessment scores.





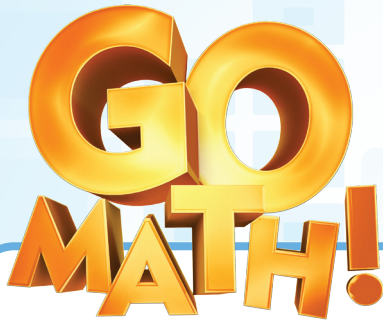
Reading



Math

Choose a subject





## Ensuring Success with the Personal Math Trainer

### Tips for Family Members

The **Personal Math Trainer**<sup>®</sup> (PMT) is an online tool students will use as part of their **GO Math!**<sup>™</sup> program. Students may ask for help while taking a test or doing their homework in the PMT.



**Personal  
Math Trainer**<sup>®</sup>

#### Before Starting

Before students begin a PMT assignment, we recommend checking the settings on the computer. If a student is having problems seeing an assignment, then:

- Make sure browser preferences are set to allow pop-ups from ThinkCentral.
- Update the browser and operating system to the latest version for the best experience.
- Review a list of supported browser and operating system combinations online using this link: <http://customer care.hmhco.com/csrportalnew/ptis/platforms/>

#### **1** Log In to ThinkCentral

Students can log in to ThinkCentral with a user name and password provided by the teacher at: <http://www-k6.thinkcentral.com>

## 2 Launch a Personal Math Trainer Assignment

Assignments from the teacher are accessible through the To Do list on the Student Dashboard within ThinkCentral.

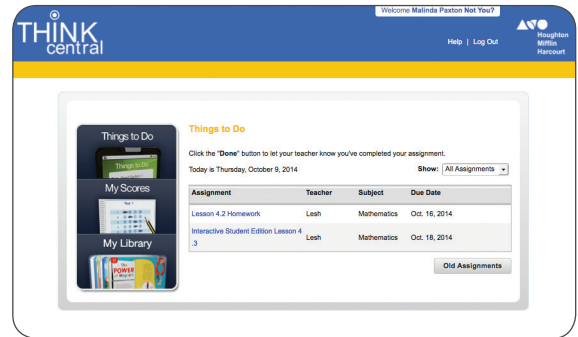
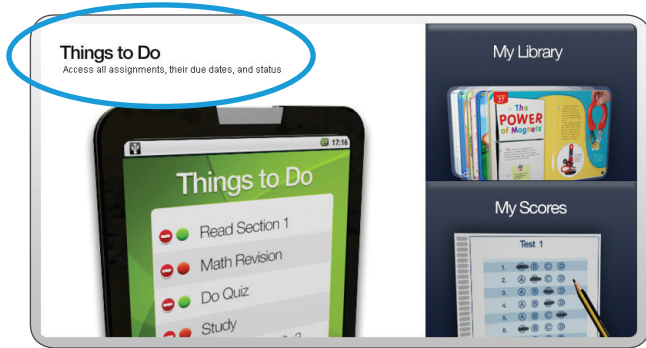
From the main login screen, click on “Things to Do.”



Look at the list of assignments and take note of the due dates.



Click on the name of the assignment to be completed.



## 3 Working on the Assignment

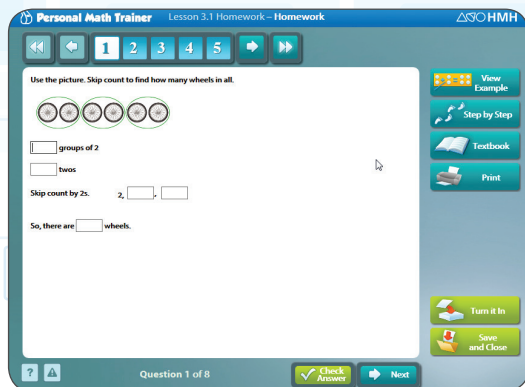
Questions may be answered in a variety of formats:

- Entering an answer in an answer box
- Choosing from a set of multiple-choice answers
- Choosing a response from a drop-down box
- Using a number line or graphing tool that appears on the screen

Note: Some questions have multiple parts. Make sure students answer all parts of every question.

### Encourage students to stay focused on the assignment.

Students will have better results with the PMT if they have a designated time to work on their assignment. Help them stay focused and avoid multitasking.

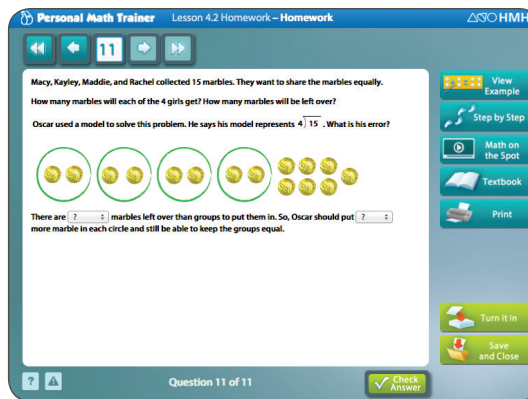


### Remind students to save their work frequently.

If students need to take a break or walk away from their device, be sure they click the “Save and Close” button first.

## 4 Use the Learning Aids

When students receive a Homework assignment, they have access to a variety of Learning Aids available within the PMT to help them answer questions.



} Learning Aids



“View Example” and “Step by Step” will show students how to solve the problem they are working on. If students use these Learning Aids, they must click on the “Try Another” button. This will give them a similar problem so they can demonstrate their understanding.

The “Math on the Spot” button links to a tutorial video that will provide an example with step-by-step instructions on how to complete the math problems in the lesson. Each lesson will have one of these videos provided.

The “Textbook” button links to the pages from the textbook that the problem is based on.



The “Check Answer” button lets students know if their answer is correct. If the answer is incorrect, click “Try Another.”

Note: Students only see Learning Aids when the teacher gives Homework assignments. Learning Aids will not be available when the teacher assigns a Test in the PMT.

## 5 Turning In the Assignment

After students have answered all the questions, they are ready to turn in the assignment.



Click the “Turn it In” button to submit the assignment to the teacher. Once students click that button, they will no longer have access to the assignment.

Students can click the “Save and Close” button as often as needed until the due date of the assignment. However, work is not sent to the teacher until a student clicks the “Turn it In” button.

# Ensuring Success with the Personal Math Trainer

Assignment scores can be viewed by clicking on “My Scores” from the home screen of the Student Dashboard in ThinkCentral.



## 6 Personalized Assignments

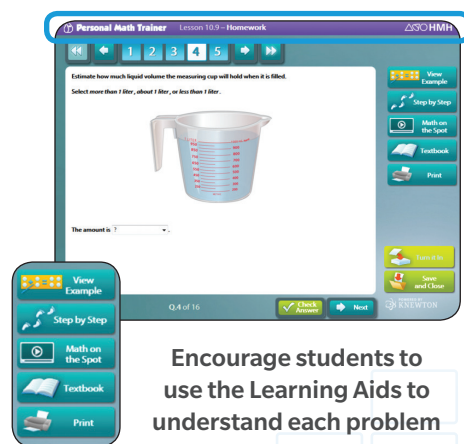
Teachers can use the PMT to give students additional Intervention and Enrichment assignments that contain carefully selected items to help students master specific skills and concepts within the lesson.

These assignments are personalized for each student and will have a purple banner at the top.

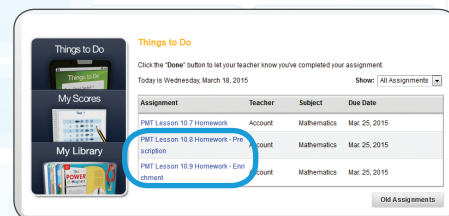
Personalized assignments have a time limit. Students should answer as many questions as they can in that time. Remind them not to move on to the next question until they have done their best on the current question.

Personalized assignments will be automatically generated and will appear under “Things to Do” with *Prescription* or *Enrichment* in the title. Or, you might get a short warm-up before an assignment.

Personalized assignments have a purple banner.




Encourage students to use the Learning Aids to understand each problem and to answer all correctly!



## 7 Helpful Hints

At Grades 3–6, some questions require students to use an Answer Palette to enter fractions or math symbols. The Answer Palette is built into the PMT and will automatically pop up for appropriate questions. If a student needs to erase work or start over, he or she should use the eraser button or the trash can button in the Answer Palette.



Connect with us:



Houghton Mifflin Harcourt™, Personal Math Trainer® and design, and GO Math™ are trademarks or registered trademarks of Houghton Mifflin Harcourt. © Houghton Mifflin Harcourt. All rights reserved. Printed in the U.S.A. 04/15 MS136124

hmhco.com • 800.225.5425